

## Features

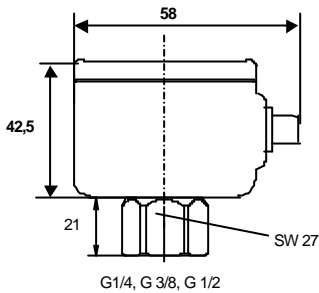
- **Compact pressure unit**  
with display of excellent luminosity, analogue output and switch function
- **Pressure sensor element**  
of stainless steel with high overload capacity
- **Analogue output: 4...20 mA or 0...10 DCV**  
for purpose of control and recording
- **Programmable Zeropoint Shift**
- **High operating reliability**  
designed for >10 million load cycles, vibration 25 g RMS
- **Easy to operate**  
all working parameters can be adjusted when the pressure units are installed at a process system
- **EMV-stability according to IEC 801**
- **Protection category IP 67**



Pressure range [bar]	0 - 25	0 - 40	0 - 100	0 - 160	0 - 250	0 - 400	0 - 600
Supply voltage	16 - 32 VDC inclusive permissible ripple of 30 %						
No load current	≤ 50 mA						
Analogue output	0 - 10 VDC or 4 - 20 mA, short circuit protection						
• Linearity	± 0,5 % of FS						
• Reproducibility	± 0,1 % of FS						
• Range Adjustment	100 % of FS to 50 % of FS						
Switch output	PNP, N.O./N.C., short circuit protection and protected against reverse polarity						
• Range of adjustment	4 .. 100 % of FS						
• Output current	≤ 250 mA						
• Voltage drop	≤ 2,5 V						
• Switching time	typ. 50 ms						
• Temperature drift	typ. 0,15 % of FS/10 K						
• Switching-hysteresis *)	2 % of FS or adjustable						
Relay output (option)	One-way-contact, galvanically isolated						
• Output current	≤ 1A						
• Contact rating/voltage	≤ 30 W/≤ 40 V						
Digital-Display	3 x 7-segments-LED-display						
Switching indication	red LED						
Line temperature	- 25 °C to 80 °C						
Permitted ambient temperature	- 25 °C to 80 °C						
Pressure connection	G1/4, G3/8, G1/2						
Material of body/pressure cell	1.4305 /1.4542						
Material of housing	Makralon 8030						
Electrical connection	M12-connector						

FS ≙ Rated Pressure

### Dimensions in mm

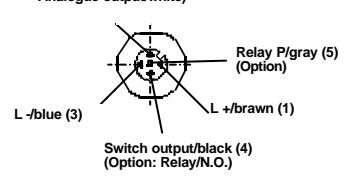


G1/4, G 3/8, G 1/2

### Electrical Connection

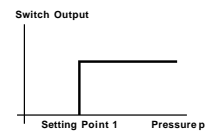
**M12 connector**

Analogue output/white)




L -/blue (3)      Relay P/gray (5) (Option)  
 Switch output/black (4) (Option: Relay/N.O.)  
 L +/brown (1)

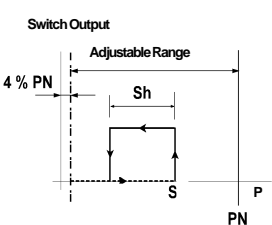
### Adjustable Operating Modes for the Switch Output



Operating Mode Standard



Operating Mode Window



Operating Mode Hysteresis

<b>Pressure Range</b>														
• 0 – 25 bar			0	2	5									
• 0 – 40 bar			0	4	0									
• 0 – 100 bar			1	0	0									
• 0 – 160 bar			1	6	0									
• 0 – 250 bar			2	5	0									
• 0 – 400 bar			4	0	0									
• 0 – 600 bar			6	0	0									
<b>Analogue Output</b>														
• 0 - 10 VDC								G						
• 4 - 20 mA								S						
<b>Pressure Connection</b>														
• G 1/4								4						
• G 3/8								2						
• G 1/2								1						
<b>Electrical Connection</b>														
• M12 – Connector, 4 pin										4				
• M12 – Connector, 5 pin (Option:Relay)										5				
<b>Option</b>														
• Relay										2				
<b>Order Specification</b>			DW6	x	x	x	-	R	x	x	-	S	x	x