

Features

- **Compact pressure unit**
with display of excellent luminosity, analogue output and switch function
- **Pressure sensor element**
of stainless steel with high overload capacity
- **Analogue output: 4...20 mA or 0...10 DCV**
for purpose of control and recording
- **Programmable Zeropoint Shift**
- **High operating reliability**
designed for >10 million load cycles, vibration 25 g RMS
- **Easy to operate**
all working parameters can be adjusted when the pressure units are installed at a process system
- **EMV-stability according to IEC 801**

- Protection category IP 67

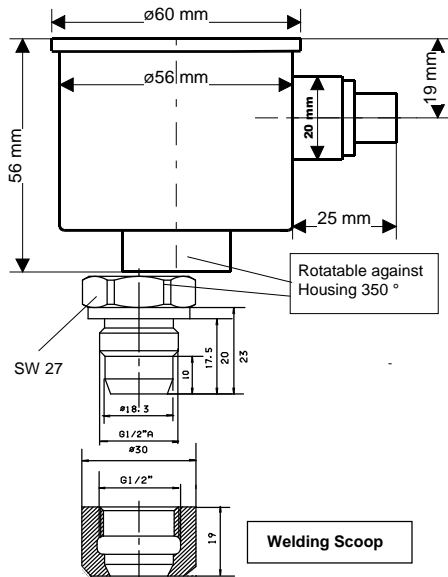


Pressure range [bar]	0 – 6,0	0 - 10	0 - 16	0 - 25	0 - 60	0 - 100	0 - 160	0 - 250
Supply voltage	16 - 32 VDC inclusive permissible ripple of 30 %							
No load current	≤ 50 mA							
Analogue output	0 - 10 VDC or 4 - 20 mA, short circuit protection							
• Accuracy	± 1,0 % of FS							
• Reproducibility	± 0,5 % of FS							
• Range Adjustment	100 % of FS to 50 % of FS							
Switch output	PNP, N.O./N.C., short circuit protection and protected against reverse polarity							
• Range of adjustment	4 .. 100 % of FS							
• Output current	≤ 250 mA							
• Voltage drop	≤ 2,5 V							
• Switching time	typ. 50 ms							
• Temperature drift	typ. 0,15 % of FS/10 K for compensated range from –20 °C to 80 °C							
• Switching-hysteresis *)	2 % of FS or adjustable							
Relay output (option)	One-way-contact, galvanically isolated							
• Output current	≤ 1A							
• Contact rating/voltage	≤ 30 W/≤ 40 V							
Digital-Display	3 x 7-segments-LED-display							
Switching indication	red LED							
Line temperature	- 20 °C to 80 °C, for CIP-cleaning up to 130 °C							
Permitted ambient temperature	- 25 °C to 80 °C							
Pressure connection	G 1/2" A flush mounted diaphragm, CIP-version, rotatable 350 ° against housing							
Material of body	1.4571							
Material of housing and cap	Stainless steel 1.4305							
Electrical connection	M12-connector							

FS ≙ Rated Pressure

Line CIP

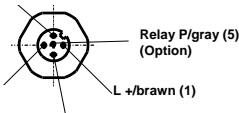
Dimensions in mm



Electrical Connection

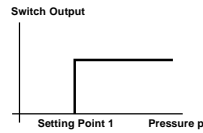
M12 connector

Analogue output/white

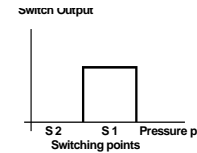


Switch output/black (4)
(Option: Relay/N.O.)

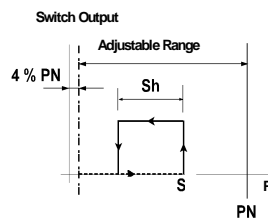
Adjustable Operating Modes for the Switch Output



Operating Mode Standard



Operating Mode Window



Operating Mode Hysteresis

Pressure Range

- 0 – 6,0 bar
- 0 – 10,0 bar
- 0 – 16 bar
- 0 – 25 bar
- 0 – 60 bar
- 0 – 100 bar
- 0 – 160 bar
- 0 – 250 bar

- 0 - 10 VDC
- 4 - 20 mA

Pressure Connection

- G 1/2" A flush mounted diaphragm, CIP-Version

Electrical Connection

- M12 – Connector, 4 pin
- M12 – Connector, 5 pin (Option:Relay)

Option

- Relay

Order Specification

DW7 x x x - R x x - S x | x